

Tech Tools for Teaching ELLs

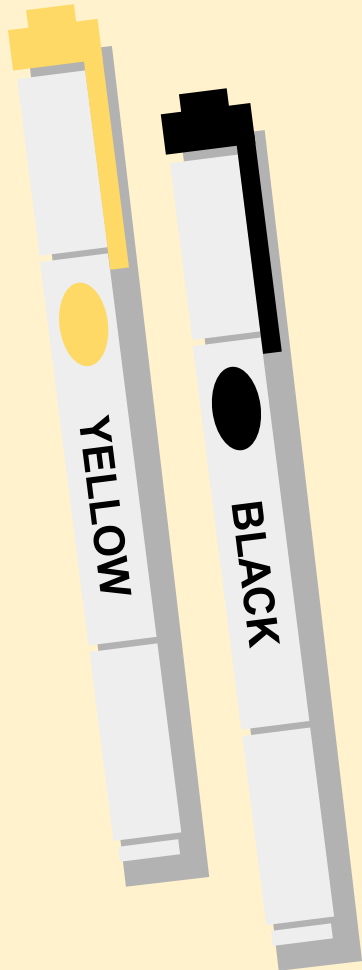
Bilingual/ESOL

hi



Reasons to Use Tech with ELLs

- Able to address all 4 language modalities
- Students can demonstrate proficiency in many ways
- Easy to support and scaffold
- Engaging and motivating
- Learn 21st century skills





#1-

Newsela

- Can differentiate by adjusting reading levels
- Available in both English and Spanish
- Articles on a wide variety of topics can help with mainstream classes
- Build background knowledge

Ways I Use Newsela

Text Sets

Create a collection of articles on a topic.

See an example on New Year History and Tradition.

Track Skills

26	5 min 2:09 hr Total	58.8% 17 Taken	4.0 1 Graded	0.2 6 Total	
20	8 min 2:36 hr Total	66.7% 15 Taken	3.0 1 Graded	0.6 11 Total	
20	8 min 2:30 hr Total	70.8% 18 Taken	4.0 1 Graded	0.4 8 Total	
20	14 min 4:30 hr Total	65.4% 13 Taken	0.2 4 Total	0.2 4 Total	
17	17 min 4:49 hr Total	60.4% 12 Taken	4.0 1 Graded	0.5 9 Total	
32	9 min 4:54 hr Total	67.6% 17 Taken	4.0 1 Graded	0.1 4 Total	

Practice Close Reading Skills

It's a bedeviling topic. Last year "The Today Show" conducted a nonscientific poll asking, "How old is too old to trick-or-treat?"

While parents couldn't agree on a specific cut-off age, they did specify a range. Seventy-three percent of more than 2,000 respondents said kids should stop trick-or-treating between the ages of 12 and 17.



Newsela has a free and paid version. The paid version is very robust, and I highly recommend it. However, if your school can't swing it, the free version is still a great resource.



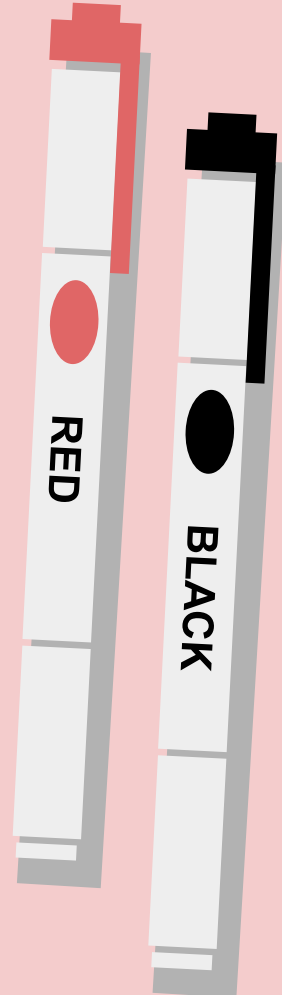
#2

Flipgrid


LET'S **TACO**
BOUT IT




- Practice oral proficiency in a non-threatening way
- Demonstrate understanding
- Share ideas
- Summarize learning
- Learn from peers
- Recycle language



Who am
I?



- Intro: Name, age
- Where they are from
- Hobbies or favorite subject
- Something they would like to share/ talk about



Ways I Use Flipgrid

Practice
Oral Fluency



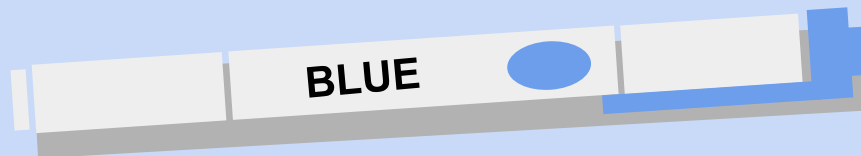
Summarize
Learning



Share Ideas



Flipgrid is free and just keeps getting better and better. You need a Google or Microsoft email address to use.





#3-


Picto4me

- Make communication boards
- Great for newcomers
- Create a visual schedule
- Practice academic vocabulary
- Sentence frames
- Practice grammatical structures

Ways I Use Picto4me


Create
visual vocab
lists

FETC in Miami



Academic
Vocabulary

Shapes



Sentence Frames

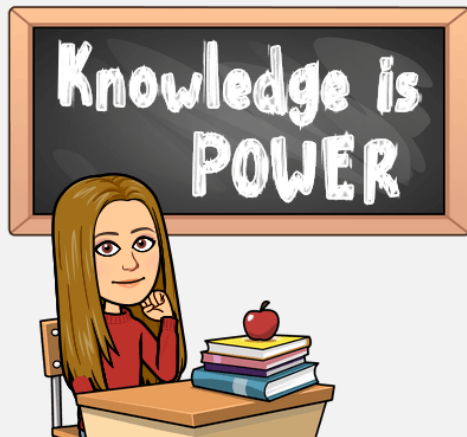
Present Progressive



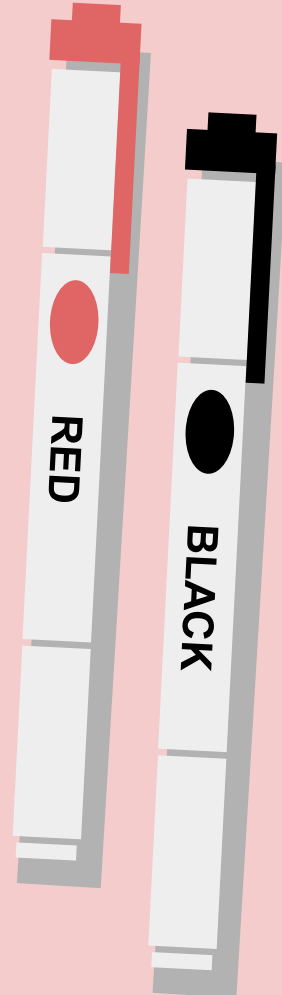
BLUE

#4

Insert Learning



- Create interactive lessons using an online article
- Can highlight and annotate texts
- Scaffold for learnings
- Chunk learning
- Check for comprehension



Ways I Use Insert Learning

Make nonfiction texts

Interactive

Click [HERE](#) to see a Sample Lesson on Beluga Whales.



Cool Features

- Can insert a video of yourself explaining something
- Can insert a YouTube video
- Class discussion
- Integrates with Google

*Insert Learning has a free version, but you can only create and store 5 lessons. It costs \$40 for a yearly subscription.

BLUE



#5-

Google Drawings

- Interactive activities
- Opportunity for collaboration amongst students
- Extremely versatile
- Easy to create
- FREE
- Part of the GSuite Apps

Ways I Use Google Drawings

Sort and
Classify

Click [HERE](#) to see a States of Matter drag and drop example.

Label

Click [HERE](#) to see an example where students are asked to label the parts of a plant.


Graphic
Organizers

Click [HERE](#) to see an example of a Character Trait graphic organizer.

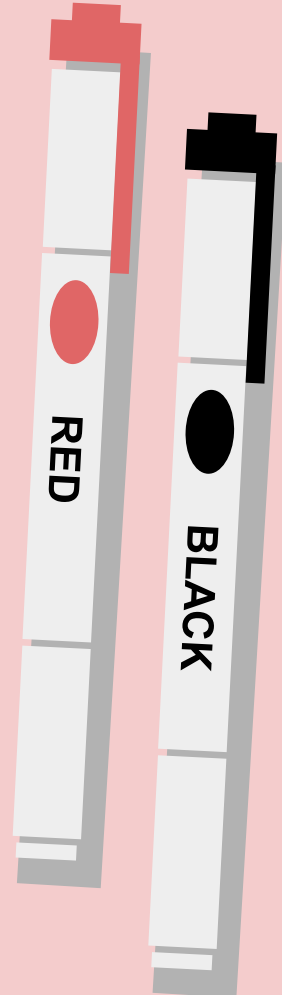


#6

Padlet



- Digital bulletin board
- Great for brainstorming
- Easy to use
- Can include images, drawings, text, and videos
- Collaborative



Ways I Use Padlet

Brainstorming

Click [HERE](#) to see an example of students brainstorming topics for a persuasive speech.

KWL Chart

Click [HERE](#) to see an example of a KWL chart about Martin Luther King Jr.

Exit Ticket

Click [HERE](#) to see an example what students said they learned about coding after a coding lesson.





#7 - Pear Deck

- Add on for Google Slides
- Makes your presentations more interactive
- Gives you real time feedback on student comprehension

Ways I Use Pear Deck

Introducing a New Topic

Ask students to make predictions about word meanings

Check for comprehension

Throughout the lesson I can check for comprehension.

Exit Ticket


Ask students to share their takeaways from lesson.

Pear Deck has a free option and a paid option. Here is a [LINK](#) for a 90 day trial for Premium Pear Deck.



Thank you for all you do for our EL's.

Natallie Liz, MCSD ESOL Coordinator
O:305-293-1400 EXT 53373
C: 305-879-7658
E: Natallie.Liz@keysschools.com





Free themes and templates for **Google Slides** or **PowerPoint**

Sharing is caring!

