


Ways to Use Glossaries with ELs

Provide EL's support for daily classroom instruction and an accommodation during assessments


[Link to the Glossaries](#)



Print Physical Glossaries for Content Areas in a 3- ring binder or 3-prong Folder for Daily Classroom Instruction. Allow students to highlight and mark them up.



Post them as PDF's in your Google Classroom for Virtual Students or for home support with homework & assignments.




Post them on your Jamboard

Post different pages from the glossaries into your Jamboard. Create fun and engaging activities that teaches students how to use glossaries on an interactive Jamboard.



Physical Glossaries for Assessments & State-Wide Tests

- These glossaries must be kept in a secure area and only used for state assessments.
- No writing or marks can be made in the glossaries.
- Once assessment is over, they are stored away.



Post them on your Class Padlet

Upload PDFs of your Glossaries to your easy to use classroom Padlet. Students can access them virtually while in other classes or at home.



Together, we can promote academic success in all English Learners!

MCSD ESOL Department: Natallie.Liz@keysschools.com